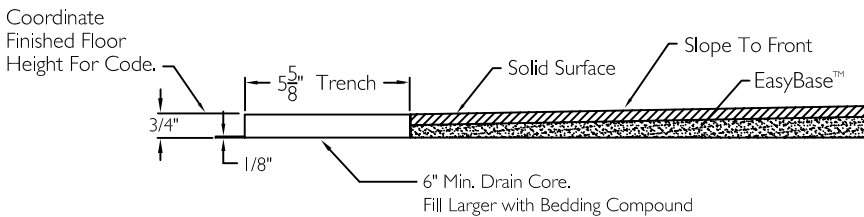


CROSS SECTION OF THRESHOLD



SUBMITTAL

This shower enclosure shall be model SST 5038 TR .75 center, right, or left. Finished surface shall be of a sanitary grade solid surface exhibiting a minimal thickness of 55 dry mils and a finished cured Barcol hardness of 80-90 as tested with ASTM D-2583. Unit construction shall be of a molded reinforced fiberglass with a 15% minimum fiberglass content.

The unit shall have outside dimensions of 50 5/8" x 38 1/2" x 79" with a 3/4" threshold. The base shall be attached to the sump in such a manner to form an integral part with an inner and outer coating of reinforced polyester resin. The unit shall meet ANSI Z124.1-2, HUD, BOCA, NAHB, UPC, CSA, and meet the requirements of the Southern Building Code.

HANDED BY THE CENTER DRAIN.

The enclosure shall be equipped with the following accessories:

- 1) One 36" x 1 1/2" diameter, 18 gauge stainless steel grab bar on the back wall,
- 2) Two 24" x 1 1/2" diameter, 18 gauge stainless steel grab bars one on each wall, all with 1 1/2" statute clearance, secured from the rear with stainless steel bolts and 3" x 3" x 11 gauge metal mounting plates,
- 3) One inch diameter, 18 gauge stainless steel curtain rod with receiver cups,
- 4) Lower molded ledge,
- 5) Tile finish,
- 6) Integral front trench drain,
- 7) Tri cell backing,
- 8) PVC matrix reinforcements,
- 9) Factory installed EasyBase™ self sustaining bottom,
- 10) 3/4" Threshold.

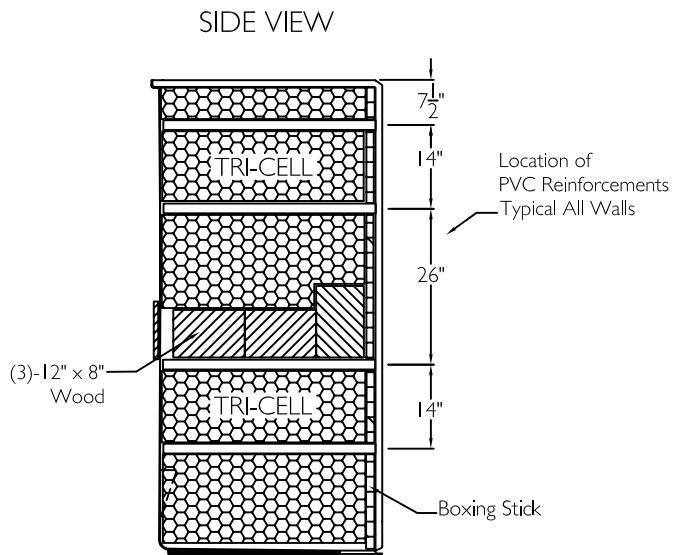
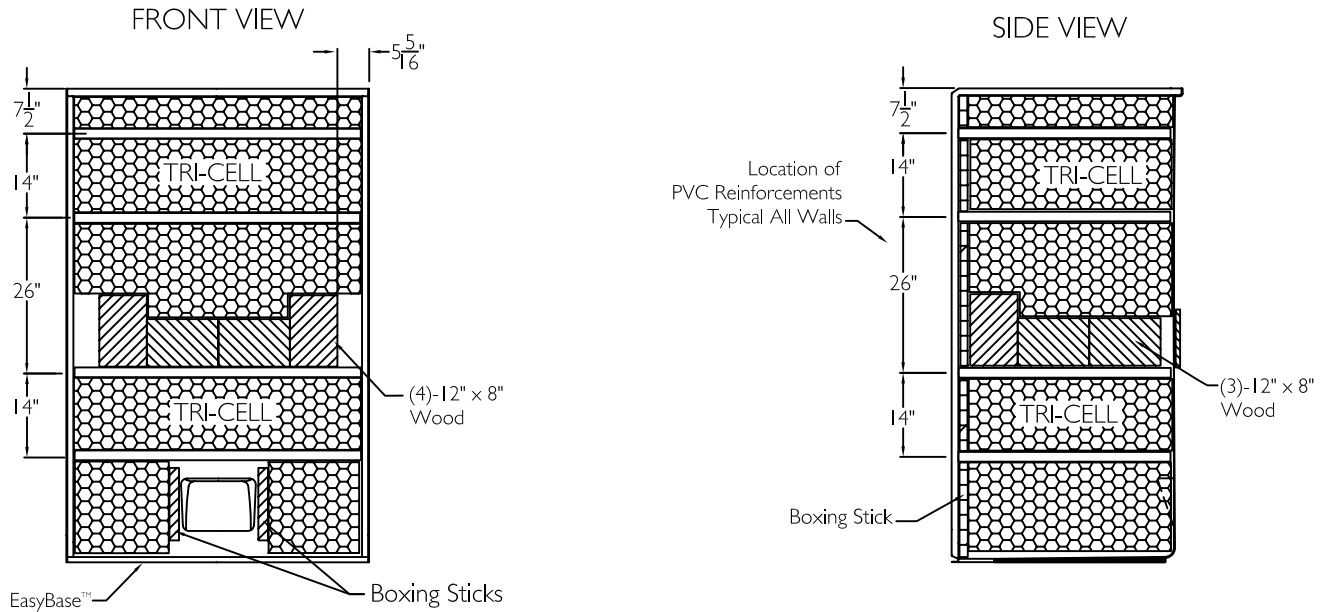
THIS UNIT FEATURES THE OUTSIDE DIMENSION OF 50 5/8" OF OVERALL WIDTH. THIS DOES NOT ALLOW FOR FULL ENCLOSURE OF THE BOLTS AND NUTS USED TO SECURE THE BARS AND SEAT IN PLACE. THE BOLT AND NUT COMBINATION SHOULD NOT PROTRUDE MORE THAN 3/4" ON EITHER SIDE OF THE SHOWER WALLS. THIS MAY REQUIRE THE NEED TO NOTCH STUDS TO ALLOW BOLT CLEARANCE FOR A DRYWALL ENCLOSED FIRE WALL INSTALLATION. ADJUSTMENT OF THE WALL BOARD MAY BE NECESSARY TO PROVIDE CLEARANCE OF THE BOLT(S) WHILE MAINTAINING THE INTEGRITY OF THE DRYWALL ENCLOSED FIRE WALL ENCLOSURE.

NOTE: THIS UNIT WILL NOT ACCEPT A DOOR.

Job Name	Approved By	Name	Date	COMFORT DESIGNS	
Project No	Architect			Model No. SST 5038 TR .75	
Comfort Designs 435 Industrial Road Savannah, TN 38372 tel 800.443.7269 fax 731.925.4290 www.comfortdesignsbathware.com	Engineer			Drawing No. SST 5038 TR .75 HBW HSW(2) CR Tri-Cell Easy Base	
	Rep			Date Issued. 8-7-12	Drawing Rev. 5-20-13
	Wholesaler			Material. Solid Surface	
	Comments			Color:	
				Dimensions are in inches. Due to the nature of the materials dimensions may vary ± 1/2"	

BOARD PLACEMENT

Board placement drawing: SST 5038 TR .75.



Job Name	Approved By	Name	Date	COMFORT DESIGNS		
Project No	Architect			Model No. SST 5038 TR .75		
Comfort Designs 435 Industrial Road Savannah, TN 38372 tel 800.443.7269 fax 731.925.4290 www.comfortdesignsbathware.com	Engineer			Drawing No. SST 5038 TR .75 HBW HSW(2) CR Tri-Cell Easy Base-BP		
	Rep			Date Issued. 9-17-12	Drawing Rev. 5-20-13	
	Wholesaler			Material. Solid Surface		
	Comments			Color.		
				Dimensions are in inches. Due to the nature of the materials dimensions may vary ± 1/2"		