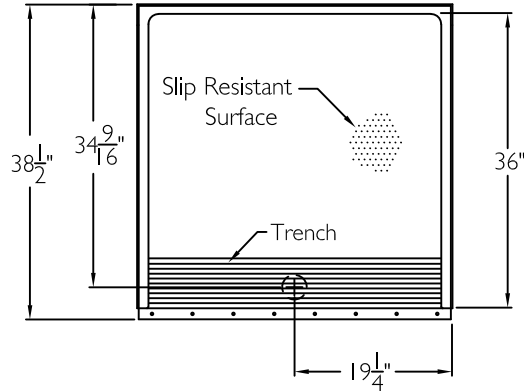
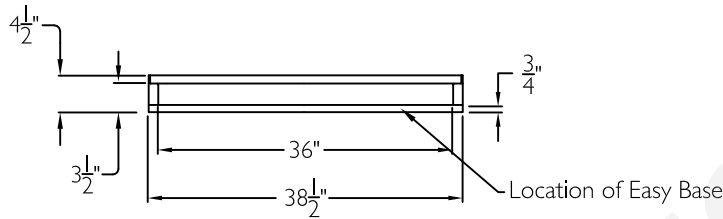


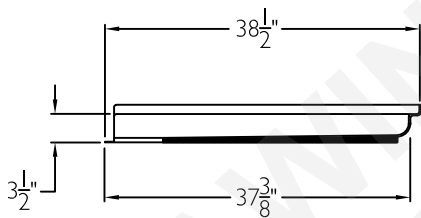
TOP VIEW



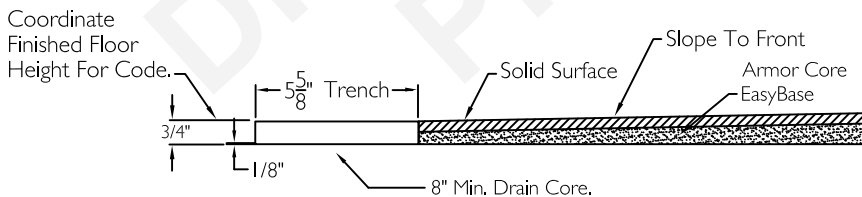
FRONT VIEW



SIDE VIEW



CROSS SECTION OF THRESHOLD



SPECIFICATION SHEET

This shower enclosure shall be model SSB 3838 TR .75 Base center drain. Finished surface shall be of a sanitary grade solid surface exhibiting a minimal thickness of 55 dry mils and a finished cured Barcoal hardness of 80-90 as tested with ASTM D-2583. Unit construction shall be of a molded reinforced fiberglass with a 15% minimum fiberglass content.

The unit shall have outside dimensions of 38 1/2" x 38 1/2" x 4 1/2" with a 3/4" threshold.

HANDED BY THE CENTER

The unit shall meet ANSI Z1124.1,2, CSA B45.5, and will comply with ADA and ICC/ANSI A117.1 when shower base is installed with code compliant accessories (by others).

The enclosure shall be equipped with the following accessories:

- 1) Shower base has required 36" x 36" inside dimensions,
- 2) Armor Core Easy Base self sustaining bottom,
- 3) Integral front trench drain,
- 4) Solid surface finish,
- 5) 3/4" threshold.

NOTE: Inside dimensions comply with ADA, ICC/ANSI A117.1, guidelines for code compliant transfer shower. Compliance may be met if code compliant walls with grab bars, seat, and valve package with hand shower are installed. Walls and code compliant accessories by others.

NOTE: THIS UNIT WILL NOT ACCEPT A DOOR.

Job Name	Approved By Print Name	Date	COMFORT DESIGNS	
Project No	Approved By Signature		Model No. SSB 3838 TR .75 Base	
Comfort Designs 435 Industrial Road Savannah, TN 38372 tel 800.443.7269 fax 731.925.4290 www.comfortdesignsbathware.com	Architect		Drawing No. SSB 3838 TR .75 Easy Base	
	Engineer		Date Issued. 4-26-12	Drawing Rev. 7-6-20
	Rep		Material. Solid Surface	
	Wholesaler		Color.	
	Comments	Dimensions are in inches. Due to the nature of the materials dimensions may vary ± 1/2"		